

## WATER SUB COMMITTEE REPORT

### Preamble

1. The HMWS&SB Board's new policy of free water upto 20 KI / DU has thrown in many challenges regarding the charges to be levied to JVHWA members. BOM discussed the issue on 25<sup>th</sup> Jun 2021 and it was decided to appoint a Board of Members to study the impact and recommend charges to be levied, in the changed circumstances.

2. A Board of Members consisting of the following is appointed as per JVHWA letter JVHWA/HYD/ dated 29 June 2021

- |      |                                   |                   |
|------|-----------------------------------|-------------------|
| I.   | Cdr Ramu Dasari (Retired) DU 34   | Presiding Officer |
| II.  | Cdr S Ashok Kumar (Retired) DU 85 | Member            |
| III. | Ex Cpl URK Prasad DU 240          | Member            |

### 3. Terms of Reference

- a. To study the fixed costs (Man Power, Electricity, Maintenance including annual cleaning) incurred over the last few years for which data is provided and to estimate possible expenditure for next three years taking into consideration possible increase due to inflation.
  - b. To take into consideration, the transmission losses and usage for common purposes.
  - c. To fix Tariff for the following categories by taking into consideration above two factors:
  - d. to fix the minimum amount to be charged to all.
  - e. The base for various categories of consumption and rates thereof to be fixed.
  - f. Amount to be charged for those who registered for free water if they are below the lowest limit.
  - g. Amount to be charged per KL for those who registered for free water if they are above the lowest limit.
  - h. Amount to be charged for those who did not register for free water if they are below the lowest limit.
  - i. Amount to be charged for those who did not register for free water if they are above the lowest limit
  - j. Recommendations if any.
4. The Board of Members studied the expenditures incurred on account of receiving water from HMWS&SB, storing in sumps, Pumping into Overhead tanks and finally distribution to DUs by gravity/ pumping.
5. Data is considered from the month of Dec 2020, the date from when free water supply of 20KL/ DU has been implemented by HMWS&SB. Based on the data, heads under which expenditure has been considered are as follows:

### EXPENDITURES FOR WATER SUPPLY TO DU's CONSISTS OF FOLLOWING:

- a. Water Charges to HMWS&SB.
- b. Electricity Bill - for Pump House No 1
- c. Electricity Bill – for Pump House No 2
- d. Pump Operator Salaries
- e. Plumber Salaries
- f. Water Line Repairs
- g. Sewerage Line Maintenance
- h. Water Meter Reading Charges
- i. Water Tank Maintenance includes Electrical maintenance, Pumps Maintenance and Cleaning of Tanks & Sumps once in a year.
- j. Painting of Overhead Tanks and Sumps once in Five Years. (Approximately Rs 3,00,000/-)

*Ch. Prasad*

*S. Ashok Kumar*  
17 Oct 2021

*R. Dasari*

The Expenditure's from the month of Oct 2018 to Sep 2021(36 Months) is being considered to calculate the average Expenditure. One Additional Expenditure of Overhead Tanks and Sumps Painting is added in calculation. Detailed Data is enclosed in Appendix – 'A' to this report.

The Average Expenditures of for 36 Months is as follows:-

EXPENDITURE TYPE	AVRAGE PER MONTH
WATER CHARGES TO HMWS&SB FROM DEC-20 TO SEP 2021 ***	6970
ELECTRICITY BILL FOR PUMP HOUSE - 1	15741
ELECTRICITY BILL FOR PUMP HOUSE - 2	15024
PUMP OPERATOR SALARY WITH ANNUAL BONUS	15452
PLUMBER SALARY WITH ANNUAL BONUS	11379
WATER LINE REPAIRS	2928
SEWERAGE LINE MAINTAINENCE	2500
WATER METER READING CHARGES	2000
WATER TANK MAINTENANCE INCLUDES ELECTRICAL MAINTENANCE, PUMPS MAINTENANCE AND CLEANING OF TANKS & SUMPS ONCE IN A YEAR.	8152
OVER HEAD TANKS & SUMPS PAINTING ONCE IN FIVE YEARS	5000
<b>GRAND TOTAL EXPENDITURE</b>	<b>85146</b>

**Note:\*\*\*** Bills from HMWS&B from Dec 2020 to Jun 2021 is received after freeregistration. Hence average of 7 months is considered in calculating the average HMWS&SB BILL per month. For the months Jul, Aug and Sep 2021 are yet to be received.

Average Monthly Expenditure of Rs85,146/- works out to be Rs 230/- per DU for 370 DU's.

#### OPTION - 1

It is proposed to generate the desired revenue by charging a **FIXED AMOUNT** of Rs 150/- per DU per Month for all Registered with HMWS&SB for Free Water, and Rs 250/- per Month for un registered DUs up to 20 KL, which works out to  $[(Rs\ 150 * 353) + (Rs\ 250 * 17) = Rs\ 57,200/-]$

#### OPTION - 2

It is proposed to generate the desired revenue by charging a **FIXED AMOUNT** of Rs 125/- per DU per Month for all Registered with HMWS&SB for Free Water, and Rs 200/- per Month for un registered DUs up to 20 KL, which works out to  $[(Rs\ 125 * 353) + (Rs\ 200 * 17) = Rs\ 47,525/-]$

*Handwritten signature*

*Handwritten signature: S. S. holduram 17 Oct 2021*

*Handwritten signature: R. J. Dasari*

Revenue Generation Calculations for the last three years are enclosed in Appendix – 'B' to this report.

AVERAGE REVENUE GENERATION CALCULATION WITH AVERAGE CONSUMPTION FOR THE LAST 36 MONTHS WITH DIFFERENT WATER SLAB RATES										
			IF COLLECTED Rs 150/- AND Rs 250/- AS FIXED MINIMUM CHARGES				IF COLLECTED Rs 125/- AND Rs 200/- AS FIXED MINIMUM CHARGES			
	CONSUMPTION IN KL	DESCRIPTION	0 to 20 KL	21 to 35 KL	ABOVE 36 KL	TOTAL	0 to 20 KL	21 to 35 KL	ABOVE 35 KL	TOTAL
Average	6461	No of DU s	232	114	24	370	232	114	24	370
		Amount Rs	36283	34637	36858	107778	30111	31736	36257	98104

6. The working out are as below.

### CALCULATIONS

#### OPTION – 1

a. If Collected @ of Rs 150/- and Rs 250/- per month as Minimum Fixed Charges up to 20 KL.

- I. Fixed Expenditure per DU = Average Expenditure divided by 370 DU s (85146/370) = Rs 230/-.
- II. Fixed Minimum Collections per month if every DU Consumes up to 20 KL = (150 x 353 = 52950) + (250 x 17 = 4250) = Rs 57200/-. Hence Fixed Minimum Collection per DU (57200/370) = Rs 155/-.
- III. Shortage of Income = Fixed Expenditure per DU – Fixed Minimum Income per DU = Rs 230 – Rs 155 = Rs 75/-.
- IV. Average Income for the last three years by considering the consumption of DU s = 107778/-.
- V. Average income per DU (107778/370) = 291/- which varies as per the consumption.
- VI. Shortage of Income is covered by the Consumers above 20 KL
- VII. Excess water consumers may vary from time to time.
- VIII. It is proposed to collect Rs 150/- for the DU s which are registered under free water scheme and Rs 250/- to be collected to the DU s which are not registered with HMWS&SB as Fixed Minimum charges up to 20 KL.

*Handwritten signature*

*Handwritten signature and date: 17 Oct 2021*

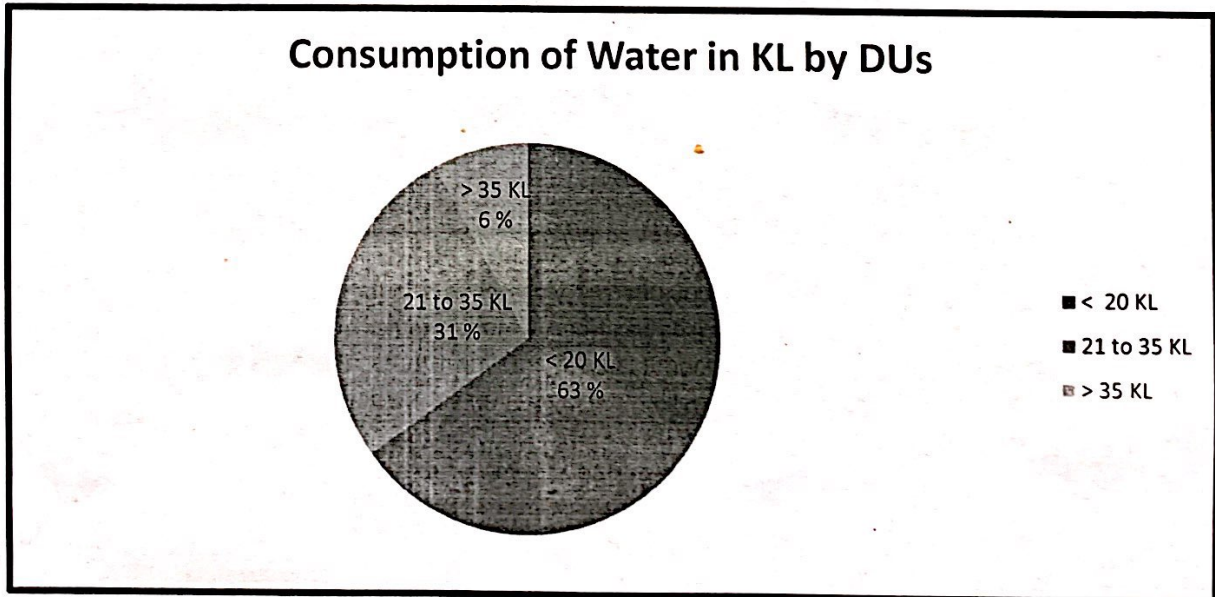
*Handwritten signature: R. Jalani*

OPTION - 2

**b. If Collected @ of Rs 125/- and Rs 200/- per month as Minimum Fixed Charges up to 20 KL.**

- I. Fixed Expenditure per DU = Average Expenditure divided by 370 DU s (85146/370) = Rs 230/-.
  - II. Fixed Minimum Collections per month if every DU Consumes up to 20 KL = (125 x 353=44125) + (200 x 17=3400)=Rs 47525/-. Hence Fixed Minimum Collection per DU (47525/370) = Rs 128/-.
  - III. Shortage of Income = Fixed Expenditure per DU – Fixed Minimum Income per DU (Rs 230 – Rs 128) = Rs 102/-.
  - IV. Average Income for the last three years by considering the consumption of DU s = 98104/-.
  - V. Average income per DU (98104/370) =265/- which varies as per the consumption.
  - VI. Shortage of Income is covered by the Consumers above 20 KL
  - VII. Excess water consumers may vary from time to time.
  - VIII. It is proposed to collect Rs 125/- for the DU s which are registered under free water scheme and Rs 200/- to be collected to the DU s which are not registered with HMWS&SB as Fixed Minimum charges up to 20 KL.
7. Even though HMWS&SB is supplying free water upto 20 KL for each DU registered with HMWS&SB, a minimum expenditure of Rs 85146.00to be borne by JVVHOWA members.
8. Existing Tariff prior to Free Water supply up to 20 KI / DU is as given below:
- I. Consumption <15 KL : Rs 200 (Only Fixed Charges)
  - II. Consumption >15 and < 35 KL : Rs 200 + Rs 23 per KL in excess of 15 KL up to 35 KL
  - III. Consumption > 35 KL : Rs 660 + Rs 135 per KL in excess of 35 KL

9.It is seen from the above data that fixed charges @ Rs 150.00 (Registered under free water scheme) and Rs 250.00(Unregistered) from DUs as per option- 1 and fixed charges @ Rs 125.00 (Registered under free water scheme) and Rs 200.00(Unregistered) from DUs as per option- 2. Further slab rates for water consumption above 20KL/monthwill suffice thus passing the benefit of collection received from excess consumption DU's to eligible DUs. There is no need to collect actual average of fixed charges of Rs 230/- when current tariff is continued with free water allowance given by HMWS&SB. This will benefit about 63 % of the DUs as shown below.



*Ch. Prady*

*S. S. Shukla*  
17 Oct 2021  
*R. S. Saini*

SAVINGS WITH THE NEW RECOMMENDED TARIFFS COMPARED WITH OLD TARIFF IS SHOWN BELOW IN THE TABLE

AS PER OPTION -1

Consumption in KL	REDUCTION IN TARIFF REGISTERED FOR FREE WATER SCHEME			REDUCTION IN TARIFF NOT REGISTERED FOR FREE WATER SCHEME		
	Existing Tariff in Rs	Recommended Tariff if Registered DUs at Min. Rs 150	Tariff Reduction in %	Existing Tariff in Rs	Recommended Tariff if not Registered DUs at Min. Rs 250	Tariff Reduction in %
20	315.00	150.00	52.4 %	315.00	250.00	20.6 %
35	660.00	495.00	25.0 %	660.00	595.00	9.8 %
40	1335.00	1170.00	12.4 %	1335.00	1270.00	4.9 %

AS PER OPTION -2

Consumption in KL	REDUCTION IN TARIFF REGISTERED FOR FREE WATER SCHEME			REDUCTION IN TARIFF NOT REGISTERED FOR FREE WATER SCHEME		
	Existing Tariff in Rs	Recommended Tariff if Registered DUs at Min. Rs 150	Tariff Reduction in %	Existing Tariff in Rs	Recommended Tariff if not Registered DUs at Min. Rs 250	Tariff Reduction in %
20	315.00	125.00	60.3 %	315.00	200.00	36.5 %
35	660.00	470.00	28.8 %	660.00	545.00	17.4 %
40	1335.00	1145.00	14.2 %	1335.00	1220.00	8.6 %

10. RECOMMENDATIONS:

OPTION-1

a. The recommended tariff is as follows for DUS registered with HMWS&SB for 20 KL per month under free water Scheme.

- |                                 |   |
|---------------------------------|---|
| I. Consumption <20 KL           | :Rs 150 (Minimum Fixed Charges)                       |
| II. Consumption >20 and < 35 KL | :Rs 150 + Rs 23 per KL in excess of 20 KL up to 35 KL |
| III. Consumption > 35 KL        | : Rs 495+ Rs 135 per KL in excess of 35 KL            |

b. DUs not registered with HMWS&SB

- |                                  |  |
|----------------------------------|--|
| I. Consumption < 20 KL           | : Rs 250 (Minimum Fixed Charges)                       |
| II. Consumption > 20 and < 35 KL | : Rs 250 + Rs 23 per KL in excess of 20 KL up to 35 KL |
| III. Consumption > 35 KL         | : Rs 595 + Rs 135 per KL in excess of 35 KL            |

*Ubb...*

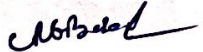
*Ashok...*  
17/02/2021


*R. D. ...*


OPTION-2

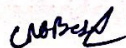
- c. The recommended tariff is as follows for DUS registered with HMWS&SB for 20 KL per month under free water Scheme.
- |                                  |  |
|----------------------------------|--|
| I. Consumption < 20 KL           | : Rs 125 (Minimum Fixed Charges)                       |
| II. Consumption > 20 and < 35 KL | : Rs 125 + Rs 23 per KL in excess of 20 KL up to 35 KL |
| III. Consumption > 35 KL         | : Rs 470 + Rs 135 per KL in excess of 35 KL            |
- d. DUs not registered with HMWS&SB
- |                                  |  |
|----------------------------------|--|
| I. Consumption < 20 KL           | : Rs 200 (Minimum Fixed Charges)                       |
| II. Consumption > 20 and < 35 KL | : Rs 200 + Rs 23 per KL in excess of 20 KL up to 35 KL |
| III. Consumption > 35 KL         | : Rs 545 + Rs 135 per KL in excess of 35 KL            |
- e. DUs not registered with HMWS&SB and Extra Rooms which have separate independent water connection and also extra rooms not part of any DU are to be charged tariffs as mentioned above as per actual consumption. It may be noted here that extra rooms does not have any PTIN No/ Door Number of GHMC and hence cannot claim any free water allowance.
- f. All Water tanks i.e. sumps and Overhead tanks are to be cleaned annually with pressure cleaning and subsequent irradiation with Ultra violet light or any other modern method economically available.
- g. External painting of tanks and sumps to be undertaken once in five years.

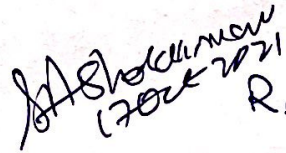

Enclosures: Appendix 'A'  
Appendix 'B'

  
Ex Cpl URK Prasad  
DU-240  
Member  
Date: 17 Oct 2021

  
Cdr S Ashok Kumar (Retired)  
DU-085  
Member  
Date: 17 Oct 2021

  
Cdr Ramu Dasari (Retired)  
DU-034  
Presiding Officer  
Date: 17 Oct 2021



EXPENDITURE INCURRED FOR WATER DISTRIBUTION FROM OCT 2018 TO SEP 2021

MONTH	AMOUNT PAID TO HMWS&SB	ELECTRICITY BILL PUMP HOUSE NO-1	ELECTRICITY BILL PUMP HOUSE NO-2	PUMP OPERATOR SALARIES WITH BONUS	PLUMBER SALARIES WITH BONUS	WATER LINE REPAIRS	SEWERAGE LINE MAINTENANCE	WATER METER READING CHARGES	WATER TANK MAINTENANCE	WATER TANK PAINTING ONCE IN FIVE YEARS	TOTAL EXPENDITURE
Oct-18	111781.00	17817	17106	18081	18806	8988	2500	2000		5000	202079.00
Nov-18	107381.00	16299	16902	9900	9817	720	2500	2000	15700	5000	186219.00
Dec-18	180771.00	18217	18247	9290	10419	4160	2500	2000	9100	5000	259704.00
Jan-19	110148.00	16115	13167	14619	12532	3400	2500	2000	56589	5000	236070.00
Feb-19	90870.00	15823	13077	13611	10275	9300	2500	2000	32505	5000	194961.00
Mar-19	150527.00	16660	14246	14619	10227	2200	2500	2000	24100	5000	242079.00
Apr-19	116237.00	15098	11677	13562	9450	572	2500	2000	22172	5000	198268.00
May-19	110297.00	15674	13600	21948	9823	1200	2500	2000	9000	5000	191042.00
Jun-19	116156.00	13863	12022	17278	11375	1900	2500	2000	1900	5000	183994.00
Jul-19	100590.00	15789	13606	15622	9484	5656	2500	2000	5656	5000	175903.00
Aug-19	102250.00	15171	12928	13789	8468	8370	2500	2000	8370	5000	178846.00
Sep-19	105288.00	13501	13581	14077	9450	1930	2500	2000	1930	5000	169257.00
Oct-19	102089.00	13914	12777	14952	9145	1500	2500	2000	1500	5000	165377.00
Nov-19	106020.00	14617	13228	13047	8750	910	2500	2000	910	5000	166982.00
Dec-19	103709.00	15050	13340	13290	10161	2500	2500	2000		5000	167550.00
Jan-20	101939.00	15506	14168	14710	10477	2500	2500	2000		5000	168800.00
Feb-20	107610.00	14065	12536	15724	11200	2660	2500	2000	2660	5000	175955.00
Mar-20	116404.00	8692	7485	16548	6735	1930	2500	2000	2730	5000	170024.00
Apr-20	125632.00	22694	20015	17480	11987	2500	2500	2000		5000	209808.00
May-20	121491.00	15208	13095	17881	12012	2500	2500	2000		5000	191687.00
Jun-20	115673.00	14456	13300	16340	10827	2500	2500	2000	2150	5000	184746.00
Jul-20	100590.00	15485	17065	15767	11226	2500	2500	2000		5000	172133.00
Aug-20	100590.00	14899	16054	16181	10852	2500	2500	2000		5000	170576.00
Sep-20	97350.00	15896	16550	29600	21827	2500	2500	2000		5000	193223.00
Oct-20	100590.00	14847	17043	29236	22955	2500	2500	2000		5000	196671.00
Nov-20	97350.00	14758	16499	2613	6791	2500	2500	2000		5000	150011.00
Dec-20	6658.00	16419	17717	15493	11694	2500	2500	2000	38400	5000	118381.00
Jan-21	6658.00	15873	18206	16750	11319	2500	2500	2000	32317	5000	113123.00
Feb-21	6658.00	17605	18862	16584	9943	2500	2500	2000	3250	5000	84902.00
Mar-21	6658.00	17493	18499	15409	10103	2500	2500	2000		5000	80162.00
Apr-21	6658.00	20773	15984	2845	10827	2500	2500	2000		5000	69087.00
May-21	6657.00	16457	17724	9716	10290	2500	2500	2000	900	5000	73744.00
Jun-21	8843.00	15634	16841	12341	10827	2500	2500	2000	10127	5000	86613.00
Jul-21	***	15292	15906	12752	10103	2500	2500	2000	11500	5000	77553.00
Aug-21	***	15868	14128	16497	10477	2500	2500	2000		5000	68970.00
Sep-21	***	15152	13683	28133	18973	2500	2500	2000		5000	87941.00
AVERAGE	6970	15741	15024	15452	11379	2928	2500	2000	8152	5000	85146

NOTE: 1. From Jul 2021 to Sep 2021 Bills from HMWS & SB yet to be received.

2. Average of HMWS & SB bills Considered for Seven Months after Free Scheme Bills.

*Handwritten signature*

*Handwritten signature: R. D. Jagan*  
 17 Oct 2021

## REVENUE GENERATION CALCULATION FOR ACTUAL CONSUMPTION WITH WATER SLAB RATES FROM OCT 2018 TO SEP 2021

MONTH	TOTAL CONSUMPTION IN KL	DESCRIPTION	IF MINIMUM CHARGE IS 200 EXISTING TARIFF UP TO 20 KL				IF MINIMUM CHARGES ARE 150 AND 250 UP TO 20 KL				IF MINIMUM CHARGES ARE 125 AND 200 UP TO 20 KL			
			0 to 20 KL	21 to 35 KL	ABOVE 35 KL	TOTAL	0 to 20 KL	21 to 35 KL	ABOVE 35 KL	TOTAL	0 to 20 KL	21 to 35 KL	ABOVE 35 KL	TOTAL
			No of DU s	Amount Rs	No of DU s	Amount Rs	No of DU s	Amount Rs	No of DU s	Amount Rs	No of DU s	Amount Rs	No of DU s	Amount Rs
Oct-18	6740	No of DU s	221	121	28	370	221	121	28	370	221	121	28	370
		Amount Rs	48248	57136	50070	155454	34650	37371	45450	117471	28750	34296	44750	107796
Nov-18	6574	No of DU s	220	131	19	370	220	131	19	370	220	131	19	370
		Amount Rs	47864	62908	27660	138432	34500	41493	24525	100518	28625	38168	24050	90843
Dec-18	6396	No of DU s	234	122	14	370	234	122	14	370	234	122	14	370
		Amount Rs	51561	57704	21930	131195	36600	37774	19620	93994	30375	34674	19270	84319
Jan-19	6411	No of DU s	229	124	17	370	229	124	17	370	229	124	17	370
		Amount Rs	50699	57667	30120	138486	35850	37407	27315	100572	29750	34257	26890	90897
Feb-19	6130	No of DU s	242	114	14	370	242	114	14	370	242	114	14	370
		Amount Rs	52701	53436	18960	125097	37800	34826	16650	89276	31375	31926	16300	79601
Mar-19	6757	No of DU s	219	130	21	370	219	130	21	370	219	130	21	370
		Amount Rs	48423	62179	32760	143362	34350	40929	29295	104574	28500	37629	28770	94899
Apr-19	7244	No of DU s	197	140	33	370	197	140	33	370	197	140	33	370
		Amount Rs	43471	67767	54045	165283	31050	44867	48600	124517	25750	41317	47775	114842
May-19	7144	No of DU s	208	129	33	370	208	129	33	370	208	129	33	370
		Amount Rs	47074	60323	58365	165762	32700	39238	52920	124858	27125	35963	52095	115183
Jun-19	6644	No of DU s	225	124	21	370	225	124	21	370	225	124	21	370
		Amount Rs	49853	58104	37485	145442	35250	37844	34020	107114	29250	34694	33495	97439
Jul-19	6413	No of DU s	241	110	19	370	241	110	19	370	241	110	19	370
		Amount Rs	53766	50658	30360	134784	37550	32808	27225	97583	31175	29983	26750	87908
Aug-19	6373	No of DU s	243	103	24	370	243	103	24	370	243	103	0	346
		Amount Rs	52326	47625	65250	165201	37950	30830	61290	130070	31500	28205	60690	120395
Sep-19	5932	No of DU s	258	93	19	370	258	93	19	370	258	93	19	370
		Amount Rs	56384	42681	29820	128885	40200	27536	26685	94421	33375	25161	26210	84746
Oct-19	6282	No of DU s	237	111	22	370	237	111	22	370	237	111	22	370
		Amount Rs	51678	51916	36795	140389	36850	34001	33165	104016	30600	31126	32615	94341
Nov-19	5875	No of DU s	255	99	16	370	255	99	16	370	255	99	16	370
		Amount Rs	55186	45422	23655	124263	39750	29287	21015	90052	33000	26762	20615	80377
Dec-19	6102	No of DU s	248	109	13	370	248	109	13	370	248	109	13	370
		Amount Rs	55097	51401	23295	129793	38600	33716	21150	93466	32050	30916	20825	83791
Jan-20	6649	No of DU s	230	124	16	370	230	124	16	370	230	124	16	370
		Amount Rs	51014	57874	44985	153873	35900	37614	42445	115959	29800	34464	42020	106284
Feb-20	6464	No of DU s	235	114	21	370	235	114	21	370	235	114	21	370
		Amount Rs	52152	53160	30735	136047	36750	34450	27370	98570	30500	31575	26820	88895
Mar-20	6163	No of DU s	247	107	16	370	247	107	16	370	247	107	16	370
		Amount Rs	54414	49506	24465	128385	38550	31951	21925	92426	32000	29251	21500	82751
Apr-20	6584	No of DU s	217	119	34	370	217	119	34	370	217	119	34	370
		Amount Rs	47241	54597	57675	159513	34050	35062	52165	121277	28250	32062	51290	111602
May-20	6848	No of DU s	210	124	36	370	210	124	36	370	210	124	36	370
		Amount Rs	45335	58794	61965	166094	32900	38534	56125	127559	27300	35384	55200	117884
Jun-20	6860	No of DU s	213	124	33	370	213	124	33	370	213	124	33	370
		Amount Rs	47292	57345	54450	159087	33350	37085	49105	119540	27675	33935	48255	109865
Jul-20	6343	No of DU s	235	111	24	370	235	111	24	370	235	111	24	370
		Amount Rs	51876	52537	34875	139288	36750	34422	30915	102087	30500	31597	30315	92412
Aug-20	5980	No of DU s	248	99	23	370	248	99	23	370	248	99	23	370
		Amount Rs	54246	45997	39075	139318	38700	29862	35280	103842	32125	27337	34705	94167
Sep-20	6122	No of DU s	248	96	26	370	248	96	26	370	248	96	26	370
		Amount Rs	54269	44086	39300	137655	38600	28546	35010	102156	32050	26071	34360	92481
Oct-20	6072	No of DU s	247	104	19	370	247	104	19	370	247	104	19	370
		Amount Rs	54368	48492	29280	132140	38550	31532	26145	96227	32000	28882	25670	86552
Nov-20	6345	No of DU s	228	127	15	370	228	127	15	370	228	127	15	370
		Amount Rs	49533	59601	26505	135639	35700	38846	24030	98576	29625	35621	23655	88901
Dec-20	6203	No of DU s	244	104	22	370	244	104	22	370	244	104	22	370
		Amount Rs	53906	47664	29505	131075	38200	30604	25875	94679	31700	27979	25325	85004
Jan-21	6291	No of DU s	238	113	19	370	238	113	19	370	238	113	19	370
		Amount Rs	51763	52132	31980	135875	37300	33587	28845	99732	30950	30737	28370	90057
Feb-21	6872	No of DU s	213	126	31	370	213	126	31	370	213	126	31	370
		Amount Rs	47039	56912	51915	155866	33550	36122	46900	116572	27825	32972	46100	106897
Mar-21	6515	No of DU s	232	118	20	370	232	118	20	370	232	118	20	370
		Amount Rs	51000	54673	40335	146008	36400	35303	37035	108738	30200	32328	36535	99063
Apr-21	7410	No of DU s	207	120	43	370	207	120	43	370	207	120	43	370
		Amount Rs	46042	56817	84250	187109	32650	37017	77255	146921	27075	34017	76155	137246
May-21	6859	No of DU s	222	115	33	370	222	115	33	370	222	115	33	370
		Amount Rs	48701	53728	65385	167814	34800	34853	60040	129693	28875	31953	59190	120018
Jun-21	6715	No of DU s	216	124	30	370	216	124	30	370	216	124	30	370
		Amount Rs	43200	43338	43870	130408	33900	37123	42355	113378	28125	33998	41580	103703
Jul-21	6094	No of DU s	251	97	22	370	251	97	22	370	251	97	22	370
		Amount Rs	50200	33890	32780	116870	39250	29025	31680	99955	32575	26575	31130	90280
Aug-21	6442	No of DU s	233	105	32	370	233	105	32	370	233	105	32	370
		Amount Rs	46600	35582	44980	127162	36550	30317	43380	110247	30325	27667	42580	100572
Sep-21	6122	No of DU s	257	85	28	370	257	85	28	370	257	85	28	370
		Amount Rs	51400	29420	45500	126320	40150	25155	44100	109405	33325	23005	43400	99730
AVERAGE	6471	No of DU s	232	114	24	370	232	114	24	370	232	114	23	369
		Amount Rs	50442	52030	40399	142871	36283	34637	36858	107779	30111	31736	36257	98104

*Chandra*

*Abhishek Mani  
12 Oct 2021*

*R. Jagan*



## **WATER TARIFF**

As per the AGM decision regarding water tariff for unregistered houses and Extra Rooms have to be changed from the existing report to actual cost as per HMWS&SB plus basic expenditure incurred on distribution of water.

a. The recommended tariff is as follows:-

a. For DUS registered with HMWS&SB for 20 KL per month under free water Scheme.

- |                                 |  |
|---------------------------------|--|
| 1) Consumption < 20 KL          | : Rs 125 (Minimum Fixed Charges)                       |
| 2) Consumption > 20 and < 35 KL | : Rs 125 + Rs 23 per KL in excess of 20 KL up to 35 KL |
| 3) Consumption > 35 KL          | : Rs 470 + Rs 135 per KL in excess of 35 KL            |

b. For DUs not registered with HMWS&SB for 20 KL per month under free water Scheme

- |                                 |  |
|---------------------------------|--|
| 1) Consumption < 20 KL          | : Rs 400 (Minimum Fixed Charges)                       |
| 2) Consumption > 20 and < 35 KL | : Rs 400 + Rs 23 per KL in excess of 20 KL up to 35 KL |
| 3) Consumption > 35 KL          | : Rs 745 + Rs 135 per KL in excess of 35 KL            |

c. Extra Rooms Water Tariff which cannot be registered with HMWS&SB under free scheme

- |                                 |  |
|---------------------------------|--|
| 1) Consumption < 20 KL          | : Rs 125 + Rs 15 per KL up to 20 KL                    |
| 2) Consumption > 20 and < 35 KL | : Rs 425 + Rs 23 per KL in excess of 20 KL up to 35 KL |
| 3) Consumption > 35 KL          | : Rs 770 + Rs 135 per KL in excess of 35 KL            |

***Above tariff will be effective from Dec 2021 Consumption.***